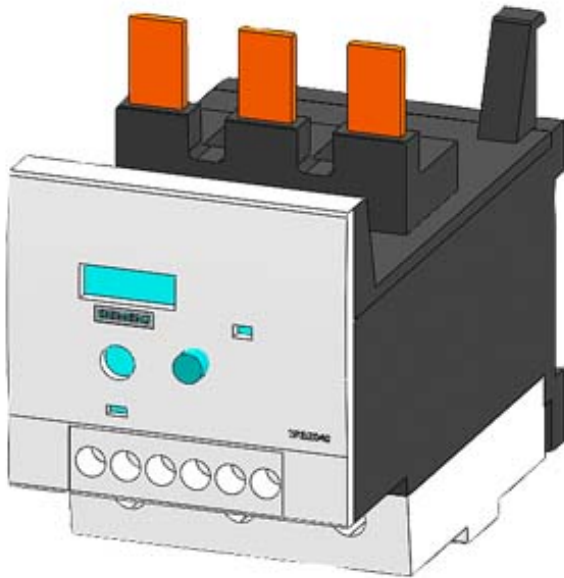


OVERLOAD RELAY 12.5...50 A FOR MOTOR PROTECTION SIZE S3, CLASS 20 FOR MOUNTING ONTO CONT. MAIN CIRCUIT: SCREW CONNECTION AUX. CIRCUIT: SCREW CONNECTION MANUAL-AUTOMATIC-RESET



product brand name	SIRIUS
Product designation	solid-state overload relay

General technical data:	
Size of contactor can be combined company-specific	S3
Power loss [W] total typical	0.05 W
Insulation voltage	
• with degree of pollution 3 rated value	1 000 V
Surge voltage resistance rated value	8 kV
Protection class IP	
• on the front	IP20
Shock resistance	15g / 11 ms
Type of protection	PTB 06 ATEX 3001 Ex II (2) GD
Equipment marking acc. to DIN EN 81346-2	F

Ambient conditions:	
Installation altitude at height above sea level maximum	2 000 m
Ambient temperature	
• during operation	-25 ... +60 °C
• during storage	-40 ... +80 °C

• during transport	-40 ... +80 °C
Relative humidity during operation	100 %
Main circuit:	
Number of poles for main current circuit	3
Adjustable pick-up value current of the current-dependent overload release	12.5 ... 50 A
Operating voltage	
• at AC-3 rated value maximum	1 000 V
Auxiliary circuit:	
Number of NC contacts	
• for auxiliary contacts	1
Number of NO contacts	
• for auxiliary contacts	1
Number of CO contacts	
• for auxiliary contacts	0
Operating current of auxiliary contacts at AC-15	
• at 24 V	4 A
• at 110 V	4 A
• at 120 V	4 A
• at 125 V	4 A
• at 230 V	3 A
Operating current of auxiliary contacts at DC-13	
• at 24 V	2 A
• at 60 V	0.55 A
• at 110 V	0.3 A
• at 125 V	0.3 A
• at 220 V	0.11 A
Protective and monitoring functions:	
Trip class	Class 20
Short-circuit protection	
Design of the fuse link	
• for short-circuit protection of the auxiliary switch required	fuse gL/gG: 6 A
Installation/ mounting/ dimensions:	
Mounting position	any
Mounting type	direct mounting
Height	106 mm
Width	70 mm
Depth	124 mm
Required spacing	
• with side-by-side mounting	

— forwards	0 mm
— Backwards	0 mm
— upwards	0 mm
— downwards	0 mm
— at the side	0 mm
• for grounded parts	
— forwards	0 mm
— Backwards	0 mm
— upwards	0 mm
— at the side	6 mm
— downwards	0 mm
• for live parts	
— forwards	0 mm
— Backwards	0 mm
— upwards	0 mm
— downwards	0 mm
— at the side	6 mm

Connections/ Terminals:

Product function	
• removable terminal for auxiliary and control circuit	Yes
Type of electrical connection	
• for main current circuit	screw-type terminals
• for auxiliary and control current circuit	screw-type terminals
Type of connectable conductor cross-sections	
• for main contacts	
— solid	2x (2.5 ... 16 mm ²)
— stranded	2x (10 ... 50 mm ²), 10 ... 70 mm ²
— finely stranded with core end processing	2x (2.5 ... 35 mm ²), 2.5 ... 50 mm ²
• at AWG conductors for main contacts	2x (10 ... 1/0), 1x (10 ... 2/0)
Type of connectable conductor cross-sections	
• for auxiliary contacts	
— solid	0.5 ... 4 mm ² , 2x (0.5 ... 2.5 mm ²)
— finely stranded with core end processing	0.5 ... 2.5 mm ² , 2x (0.5 ... 1.5 mm ²)
• at AWG conductors for auxiliary contacts	2x (20 ... 14)

Electromagnetic compatibility:

Field-bound parasitic coupling acc. to IEC 61000-4-3	10 V/m
Electrostatic discharge acc. to IEC 61000-4-2	6 kV contact discharge / 8 kV air discharge

Certificates/approvals

General Product Approval	EMC	For use in hazardous locations
--------------------------	-----	--------------------------------



Declaration of Conformity	Test Certificates	Shipping Approval
---------------------------	-------------------	-------------------



[Typprüfbescheinigung/Werkszeugnis](#)

[spezielle Prüfbescheinigungen](#)



Shipping Approval	other
-------------------	-------



[Umweltbestätigung](#)

[sonstig](#)

Further information

Information- and Downloadcenter (Catalogs, Brochures,...)

<http://www.siemens.com/industrial-controls/catalogs>

Industry Mall (Online ordering system)

<https://mall.industry.siemens.com/mall/en/en/Catalog/product?mlfb=3RB20462UB0>

Cax online generator

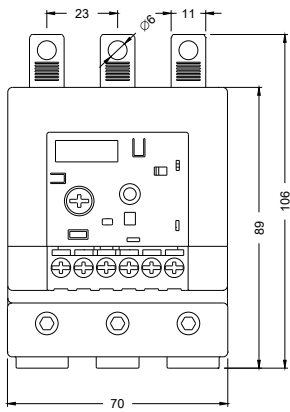
<http://support.automation.siemens.com/WW/CAXorder/default.aspx?lang=en&mlfb=3RB20462UB0>

Service&Support (Manuals, Certificates, Characteristics, FAQs,...)

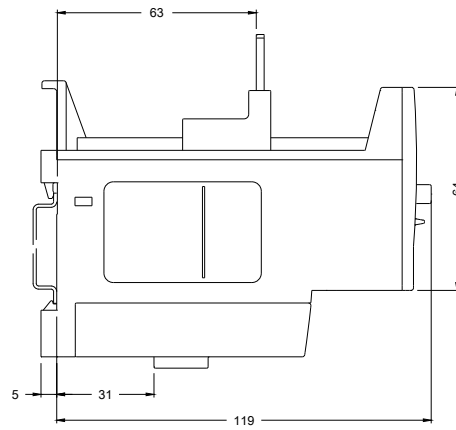
<https://support.industry.siemens.com/cs/ww/en/ps/3RB20462UB0>

Image database (product images, 2D dimension drawings, 3D models, device circuit diagrams, EPLAN macros, ...)

http://www.automation.siemens.com/bilddb/cax_de.aspx?mlfb=3RB20462UB0&lang=en



last modified:



05.04.2016